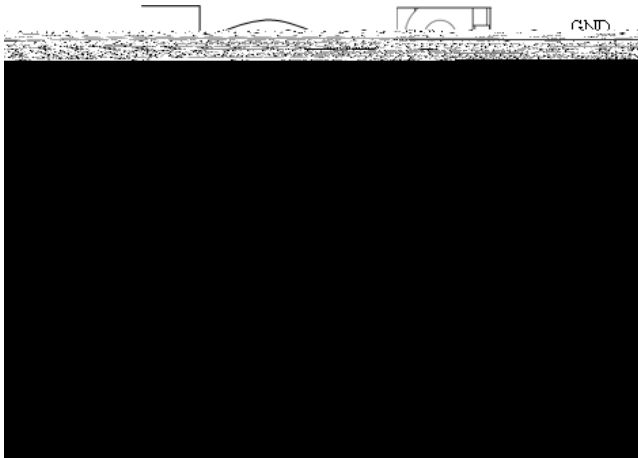




# ENB-302MT

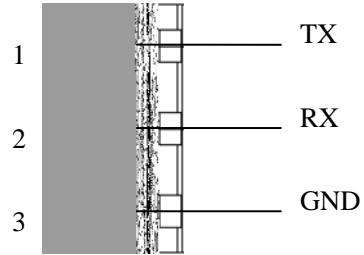
1.

24V



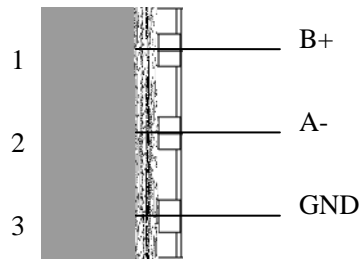
2.

RS232



1	TX	TX
2	RX	RX
3	GND	

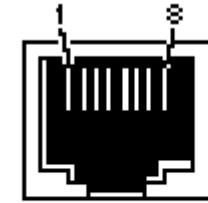
RS485



1	B+	RS485
2	A-	RS485
3	GND	

3.

RJ-45 10/100M



RJ-45 port

S1	TXD+ Tranceive Data+
S2	TXD- Tranceive Data-
S3	RXD+ Receive Data+
S4	Bi-directional Data+
S5	Bi-directional Data-
S6	RXD- Receive Data-
S7	Bi-directional Data+
S8	Bi-directional Data-

4.

1 Off 2 0 Off

1	2	
Off	Off	
Off	On	
On	Off	IP 192.168.0.10
	On	Modbus TCP RTU

**5.**

CD  
MT-123  
ENB-302MT  
ENB-302MT DHCP  
DHCP Server  
1 On ENB-302MT  
ENB-302MT IP  
192.168.0.10 255.255.255.0  
192.168.0.1

**6.**

ENS		Modbus TCP
		Modbus TCP
		IP
		Modbus TCP DHCP BOOTP IP
	3	Modbus TCP
SNS		
ENS SNS		
	3	

---

SiboTech Automation Co., Ltd  
:021-5102 8348  
E-mail: support@sibotech.net  
[www.sibotech.net](http://www.sibotech.net)

---